

CS 173, Fall 2016
Examlet 6, Part B

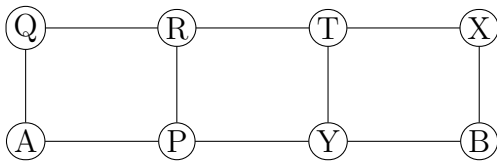
NETID:

FIRST:

LAST:

Discussion: Thursday 2 3 4 5 Friday 9 10 11 12 1 2

(9 points) How many cycle subgraphs (i.e. subgraphs isomorphic to C_n for some n) does the graph below contain? Count two cycles as the same if they have the same set of nodes; don't worry about (for example) which node is the start/end node. Briefly justify and/or show work.



(2 points) How many connected components does the above graph have?

(2 points) Is the above graph bipartite?

(2 points) Does the above graph have an Euler circuit?

CS 173, Fall 2016
Examlet 6, Part B

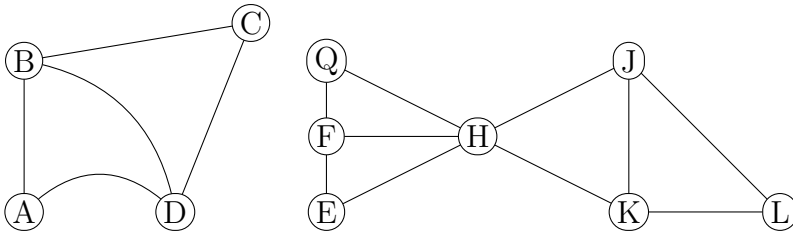
NETID:

FIRST:

LAST:

Discussion: Thursday 2 3 4 5 Friday 9 10 11 12 1 2

(9 points) How many paths are there from Q to L in the graph below? Explain or show work.



(2 points) How many connected components does the above graph have?

(2 points) Is the above graph acyclic?

(2 points) Does the above graph have an Euler circuit?

CS 173, Fall 2016
Examlet 6, Part B

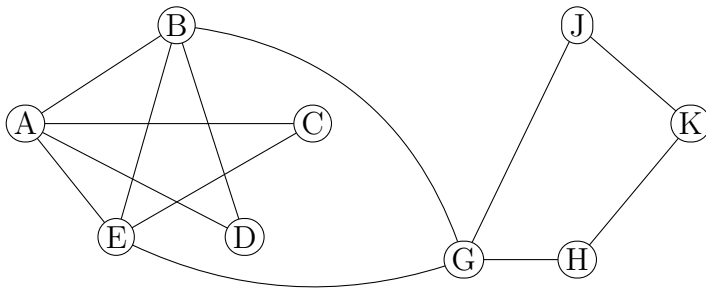
NETID:

FIRST:

LAST:

Discussion: Thursday 2 3 4 5 Friday 9 10 11 12 1 2

(9 points) How many paths are there from C to K in the graph below? Explain or show work.



(2 points) Does the above graph have an Euler circuit?

(2 points) Is the above graph bipartite?

(2 points) Does the above graph contain a 6-node cycle?

CS 173, Fall 2016
Examlet 6, Part B

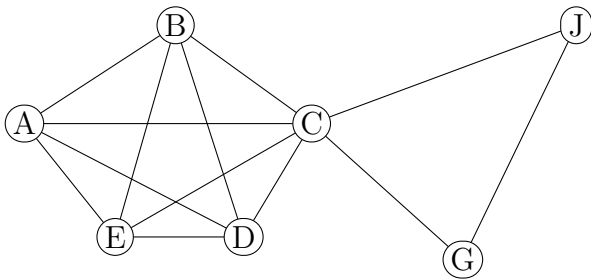
NETID:

FIRST:

LAST:

Discussion: Thursday 2 3 4 5 Friday 9 10 11 12 1 2

(9 points) How many paths are there from A to C in the graph below? Explain or show work.



(2 points) Does the above graph have an Euler circuit?

(2 points) Is the above graph bipartite?

(2 points) Does the above graph contain a 6-node cycle?

CS 173, Fall 2016
Examlet 6, Part B

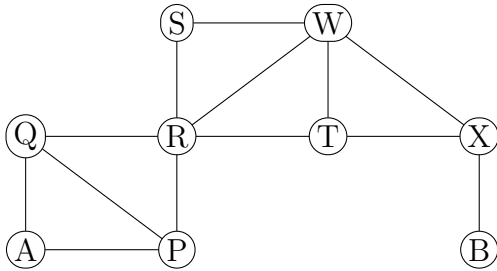
NETID:

FIRST:

LAST:

Discussion: Thursday 2 3 4 5 Friday 9 10 11 12 1 2

(9 points) How many paths are there from A to B in the graph below? Explain or show work.



(2 points) How many connected components does the above graph have?

(2 points) What is the diameter of the above graph?

(2 points) Does the above graph have a cut edge?

CS 173, Fall 2016
Examlet 6, Part B

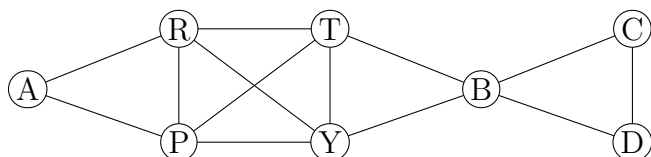
NETID:

FIRST:

LAST:

Discussion: Thursday 2 3 4 5 Friday 9 10 11 12 1 2

(9 points) How many paths are there from A to C in the graph below? Explain or show work.



(2 points) How many connected components does the above graph have?

(2 points) Does the above graph have a cut edge?

(2 points) Does the above graph have an Euler circuit?